

ICLEI World Congress 2006
for cities and local governments

Out of Africa: Local Solutions for Global Challenges

Cape Town, South Africa • Monday 27 February – Friday 3 March 2006

TBL Tool in Hamilton, Canada

Megan Jamieson, Manager – Climate, Air & Energy
ICLEI-Canada

Tuesday, 28 February 2006

*Session: Sustainability Reports & Triple Bottom Line as a part
of ICLEI's Services & Tools for Sustainability Management*









History – Vision 2020 to TBL

- Longstanding ICLEI member
- 1992 – Vision 2020, LA21
- Evaluation tool for sustainability principles and goals
- GRIDS – Growth-Related Integrated Development Strategy



TBL Tool for GRIDS

- TBL team & partners/stakeholders
- Briefing for council & senior mgmt
- Initial development of tool
- Internal tool support structures
- Training for Evaluation Team
- Evaluation of Growth Options with toolkit


Done

Triple Bottom Line Tool - Mozilla Firefox

Edit View Go Bookmarks Tools Help


http://www6.iclei.org/tbltool_example/scorecard_1.htm

Go



Hamilton

Triple Bottom Line Evaluation Toolkit for GRIDS Growth Options
notice: this evaluation version will not save any modified form information



ICLEI
 Govern
 for Sustain

Scorecard for Long List of Growth Options

Site Navigation: [Login](#) > [Welcome](#) > [Evaluation: Long List](#) > [Step One: Scorecard for Growth Option 1a: Status Quo](#)

Growth Option 1a: Status Quo

	Desired Result	Considerations
1.1	This Growth Option will support the accessibility of public services in an equitable manner.	<small>(Click on each issue for more information)</small> <ul style="list-style-type: none"> Affordable & Accessible Housing Public Transit Recreation & Leisure Activities Health Care Rural Communities

(click here to enter Sustainability Appraisal)

This growth option...	Sustainability Appraisal
+2 - Strongly supports the desired result	Example: The option will not provide for affordable housing. Emphasis on large singles which restricts both affordability and accessibility. Does not provide the necessary transit supportive densities or support other alternative types of transportation. Park and rec standards can be maintained with this option. Densities are too low to provide health care aligned with neighbourhood needs. Rural communities are at risk with this growth option - sprawl.
+1 - Helps to support the desired result	
0 - Will likely have no impact on the desired result	
-1 - Will constrain the desired result	
-2 - Will severely constrain the desired result	

ascript:openWin('glossary.htm?glossaryID=12')

Triple Bottom Line Tool - Wine [2]



Triple Bottom Line Evaluation Toolkit for GRIDS Growth Options
notice: this evaluation version will not save any modified form information



Summary Scores for the Long List of Growth Options

Site Navigation: [Login](#) > [Welcome](#) > [Evaluation: Long List](#) > [Step Two: Summary Scores for the Long List of Growth Options](#)

Triple Bottom Line Summary Scores


Summary Scores <small>(+8 is extremely positive; -8 is extremely negative)</small>	Growth Option 1a	Growth Option 1b	Growth Option 2	Growth Option 3	Growth Option 4a	Growth Option 4b	Growth Option 5	Growth Option 6a	Growth Option 6b
Community Well-Being <small>(the sum of 1.1 through 1.3)</small>	-4	-4	2	3	3	2	5	4	5
Economic Well-Being <small>(the sum of 2.1 through 2.3)</small>	-6	-6	4	3	4	4	4	2	4
Ecological Well-Being <small>(the sum of 3.1 through 3.3)</small>	-5	-5	5	3	3	3	3	4	4
Short List Selections <small>Please select only three</small>	<input type="checkbox"/>	<input type="checkbox"/>	<input checked="" type="checkbox"/>	<input type="checkbox"/>	<input type="checkbox"/>	<input type="checkbox"/>	<input checked="" type="checkbox"/>	<input type="checkbox"/>	<input checked="" type="checkbox"/>

[Submit](#) | [Back to Evaluation: Long List](#)


Mozilla Firefox

File Edit View Go Bookmarks Tools Help

http://www6.iclei.org/tbltool_example/final_report_growth



Triple Bottom Line Evaluation Toolkit for GRIDS Growth
Options



notice: this evaluation version will not save any modified form information

Summary Report for Option 1a: Status Quo

Site Navigation: [Login](#) > [Welcome](#) > [Evaluation: Long List](#) > [Step Three: Summary Report for Option 1a: Status Quo](#)

Community Well-Being Bottom Line

*Outcome 1.1: This Growth Option will support the accessibility of **public services** in an **equitable** manner.*

Score: -1	<p>Description of Impacts:</p> <p>The option will not provide for affordable housing. Emphasis on large lot singles which restricts both affordability and accessibility. Does not provide the necessary transit supportive densities or support other alternative types of transportation. Park and rec standards can be maintained with this option. Densities are too low to provide health care aligned with neighbourhood needs. Rural communities are at risk with this growth option - sprawl.</p>
------------------	--

Outcome 1.2: This Growth Option will enhance employment opportunities in Hamilton, and ensure they are

Done

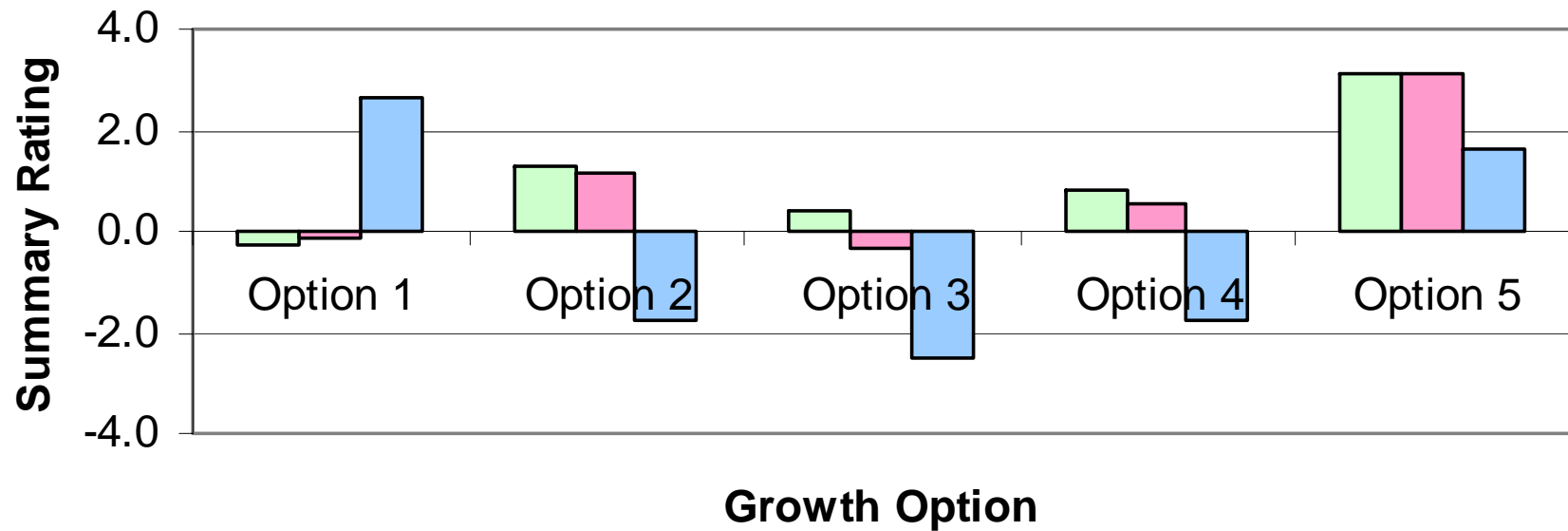
TBL Tool for GRIDS

- TBL team & partners/stakeholders
- Briefing for council & senior mgmt
- Initial development of tool
- Internal tool support structures
- Training for Evaluation Team
- Evaluation of Growth Options with toolkit

Results

- **Ultimate result** = preferred Growth Option
- Integrated vision with policy & reg.'s
- Cross department communication and organizational learning
- Public awareness
- Reaffirm citizen priorities

Overall TBL Performance for Each Growth Option



Community Economic Ecological

Results

- **Ultimate result** = preferred Growth Option
- Integrated vision with policy & reg.'s
- Cross department communication and organizational learning
- Public awareness
- Reaffirm citizen priorities

Lessons Learned

- Early inclusion = greater support
- Cross departmental = learning
- All municipal departments
- Online tool effective
- Demonstration = accountability
- Learn from other cities